

I literally can knot

a beginner's guide to tying knots



New to knotting? No worries.


This is your step-by-step, illustrated
guide to tying four simple knots.

Follow the steps, and trust me
You'll be a master knot-tyer in no time.



Ready or knot, here we go...

single rope knots



Eight is great.

level: easy

rope length: 24 in





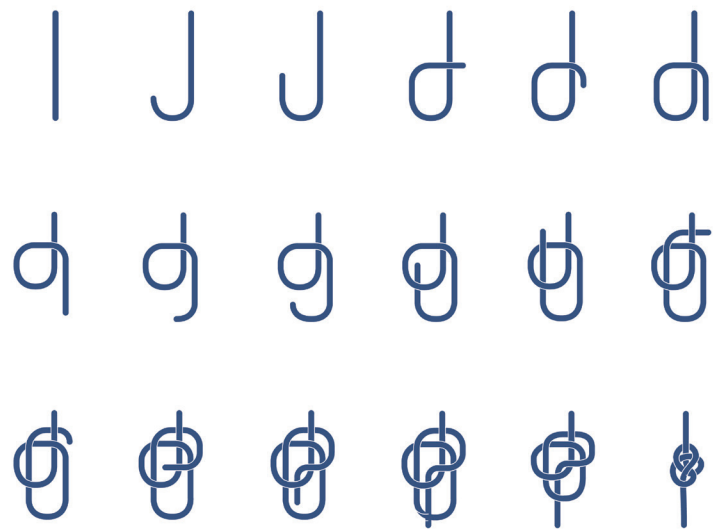
figure eight



Put a bow on it.


level: intermediate

rope length: 24 in



bowling

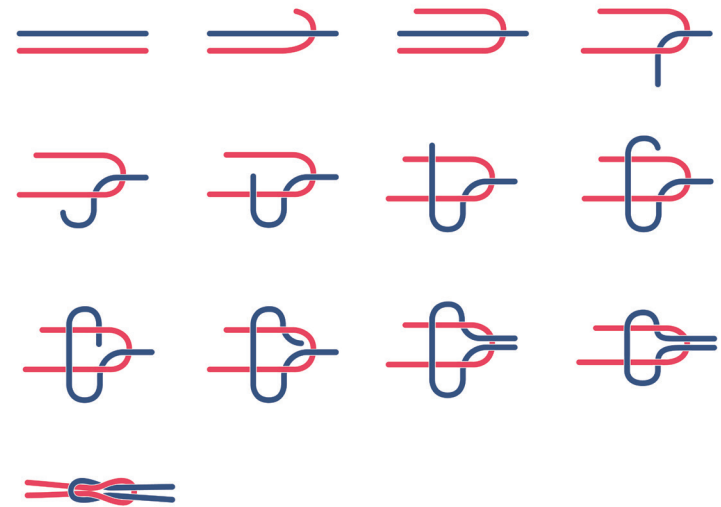
two rope knots




Square up.

level: easy

rope lengths: 24 in



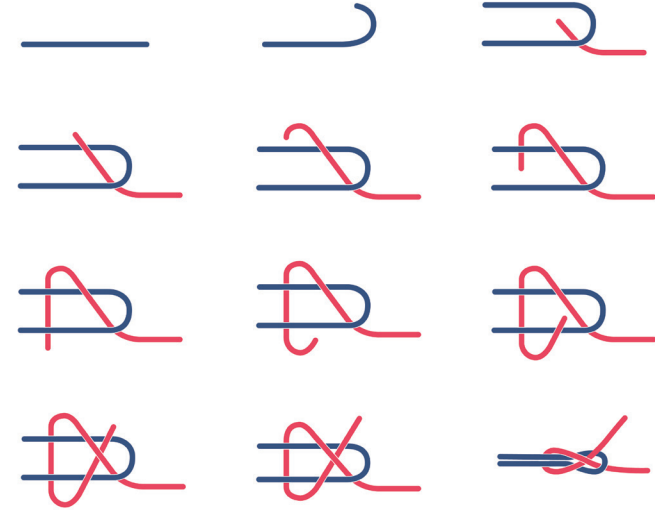
Square



Around the bend.

level: intermediate

rope lengths: 24 in



sheet bend

Use it or lose it

knots and their uses

figure eight: Quick and convenient stopper knot to prevent a line sliding out of sight; easily untied

bowline: To make a reasonably secure loop in the end of a piece of rope; doesn't slip or bind under load; nautical knot

square: To join two ropes of the same size; to secure a line of rope around an object; decorative but not reliable

sheet bend: To temporarily join two ropes of different sizes and materials; weaver's knot